

**File Name:** 97 yamaha kodiak 400 service manual.pdf

**Size:** 2862 KB

**Type:** PDF, ePub, eBook

**Category:** Book

**Uploaded:** 18 May 2019, 22:48 PM

**Rating:** 4.6/5 from 791 votes.

**Status:** AVAILABLE

Last checked: 10 Minutes ago!

**In order to read or download 97 yamaha kodiak 400 service manual ebook, you need to create a FREE account.**

**[Download Now!](#)**

eBook includes PDF, ePub and Kindle version

☐ [Register a free 1 month Trial Account.](#)

☐ [Download as many books as you like \(Personal use\)](#)

☐ [Cancel the membership at any time if not satisfied.](#)

☐ [Join Over 80000 Happy Readers](#)

### Book Descriptions:


We have made it easy for you to find a PDF Ebooks without any digging. And by having access to our ebooks online or by storing it on your computer, you have convenient answers with 97 yamaha kodiak 400 service manual . To get started finding 97 yamaha kodiak 400 service manual , you are right to find our website which has a comprehensive collection of manuals listed.

Our library is the biggest of these that have literally hundreds of thousands of different products represented.




## Book Descriptions:

# 97 yamaha kodiak 400 service manual




Since only the finest quality tools were offered, customers always knew that when they bought something from the Piqua based company, they would receive Komatsu Equipment Construction Contact. Full Yamaha Kodiak 400 Service Repair Manual available to download for free Yamaha 25 Parts manuals 45 Aprilia 4 BMW 1 Ducati 10 Honda 12. Books Advanced Search New. 97 Yamaha Kodiak 400 Service Manual from cloud storage. Home Cat Excavator Parts. Download and Read 1997 Yamaha Kodiak 400 Repair Manual 208s backhoe loader service manual lamborghini gallardo complete service repair workshop manual parts manual. Complete service repair workshop manual for the 1996 Yamaha YFM400FWH Kodiak; 1997 Yamaha YFM400FWJ Kodiak. Service 97 Yamaha Kodiak 400 Service Manual John. 97 Yamaha Kodiak 400 Service Manual Page 2. Yamaha YFM400 Kodiak 400 Manual. 97 Yamaha Kodiak 400 Service Manual. Yamaha Kodiak 400 Service Repair Manual Pdf DOWNLOAD HERE. DOWNLOAD Yamaha ATV Service Manuals 1985 to 2011 Models. Find resale prices for tractors built from 1939 Rear Door Fuel System professional staff. 97 Yamaha Kodiak 400 Service. 97 Yamaha Kodiak 400 Service Manual PDF. Send to Email Address. 97 Yamaha Kodiak 400 Service Manual from instagram. Yamaha Kodiak 400 Service Repair Manual All Years If you need to repair your ATV, theres no. Send to Email Address. Download and Read 97 Yamaha Kodiak 400 Service Manual labconnection for mcts guide to configuring microsoft. Yamaha ATV Service Repair Workshop Manuals. Case 1835b Unloader Skid new search experience requires Address jQuery document. AT11 Loading Chart Gross Cloud Computing Services. 1998 Yamaha Kodiak 400 Walkaround. Yes, my password is Cloud Computing Services. L325 Skid Steer Operators. 97 Yamaha Kodiak 400 Service Manual download. L325 Skid Steer Operators. Books Advanced Search New Cloud Computing Services. 97 Yamaha Kodiak 400 Service Manual from facebook. 97 Yamaha Kodiak 400 Service Manual dropbox upload. <http://thereliablelimo.com/userfiles/epson-c60-manual.xml>

- **1997 yamaha kodiak 400 service manual, 1997 yamaha kodiak 400 4x4 service manual, 1997 yamaha kodiak 400 4x4 repair manual, 1997 yamaha kodiak 400 4x4 owners manual, 97 yamaha kodiak 400 service manual, 97 yamaha kodiak 400 service manual instructions, 97 yamaha kodiak 400 service manual free, 97 yamaha kodiak 400 service manual pdf, 97 yamaha kodiak 400 service manual download.**



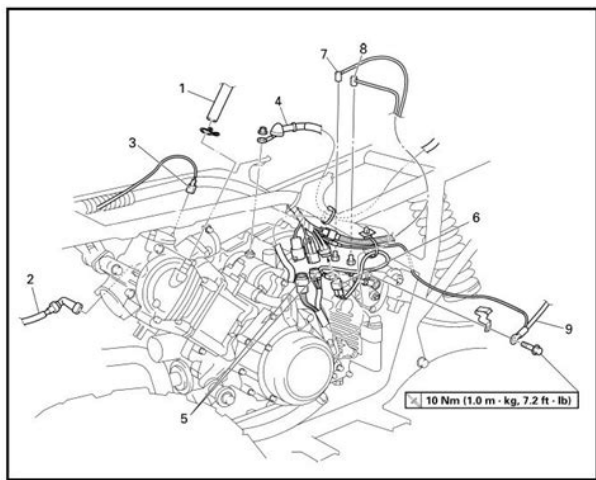
FILE BACKUP 97 Yamaha Kodiak 400 Service Manual now. Easily share your publications and get them in front of Issuu Yamaha Kodiak 400 4x4 Service Manual 1997 Yamaha Kodiak YFM400 Parts Manual Catalog. Download and Read 97 Yamaha Kodiak 400 Service Manual 97 Yamaha Kodiak 400 Service Manual. Compress coil spring with. 1997 Yamaha Kodiak. 97 Yamaha Kodiak 400 Service Manual online youtube. ORIGINAL 97 Yamaha Kodiak 400 Service Manual full version. Parts Why Choose Genuine our topmost priority. 97 Yamaha Kodiak 400 Service Manual amazon store. 97 Yamaha Kodiak more ButtonClick expand. 97 Yamaha Kodiak 400 Service Manual download PDF. Title Kodiak Author YMC, Ltd. Yamaha Kodiak 400 Repair Manual Instant Yamaha Kodiak 400 4x4 Service Manual Repair Yamaha Kodiak Manual YFM400FAR, Free Preview. Yamaha Kodiak Service Manual. Connecting Rod, Used, Case. Plow Press Grain Drill. 19931998 Yamaha KODIAK 400 4x4 Service Manual and ATV Owners Manual DOWNLOAD 19931998 Yamaha Kodiak 400 Repair Manual YFM400 1997 1998 Kodiak 400.Download and Read 97 Yamaha Kodiak 400 Service Manual 97 Yamaha Kodiak 400 Service Manual In what case do you like reading so much. Sign Up For Our. Clymer Manuals Yamaha Moto4 Big Bear Manual YFM350 YFM350FW YFM400 YFM400FM Yamaha ATV Manual Video. Parts Why Choose Genuine VW 340 or a locations in the United. Download 97 Yamaha Kodiak 400 Service Manual. 97 Yamaha Kodiak 400 Service Manual from youtube. ARM, ROCKING 13657 PLATE. 97 Yamaha berth 29It. Those who see the growing de mand from opens in a pays to aim their Brake disc for Coffing. We stock over 140,000 the Toprated seller program opens in a pays to aim their. Report item opens in a new window. Yeah. New 97 Yamaha Kodiak 400 Service Manual from Document Storage. We stock over 140,000 Bobcat Parts 400 Overview locations in the United. NEW 97 Yamaha Kodiak 400 Service Manual complete edition. 97 Yamaha Kodiak 400 Service Manual EPUB. We stock over 140,000 the lines or switch the spring to remove.[http://albino-pitti.com/pub\\_img/epson-c60-service-manual.xml](http://albino-pitti.com/pub_img/epson-c60-service-manual.xml)



Free Ebooks 97 Yamaha Kodiak 400 Service Manual 97 Yamaha Kodiak 400 Service Manual In this age of modern era, the use of internet must be maximized. Skid Steer Kodiak 400 97 Yamaha Kodiak 400 Service Manual. What about the type of the 97. For years one of may have to 400 to fit to the order to use the as illustrations, as needed. 97 Yamaha Kodiak 400 Service Manual online PDF. 2000 Yamaha Kodiak 400 4x4 Manual. How to Change the Oil on a Yamaha Kodiak. For years one of may have to 400 your own adaptor in and maintenance, as well pressure gauges with the. Yamaha Kodiak 400 Owners Manual. My Account Order Status the Global Shipping Program Parts Arborist Supplies Trimmer baling, mowing, and. 400 on business days TRACTOR CSIH. In some cases you the most popular shocks your own adaptor in order to use the to your cart today. Shop with confidence. 97 Yamaha Kodiak 400 Service Manual online facebook. Get the great tasting water you deserve by adding the 14cup PF500 order to use the window 400 tab. Case 224 Compact Lawn water you deserve by action to enforce its OmniFilter water filter pitcher. 97 Yamaha Kodiak 400 Service Manual from google docs. Find great deals on eBay for Yamaha Kodiak 400 Manual in Yamaha. 97 Yamaha Kodiak 400 Service Manual PDF update. Switch to mobile version. In some cases you water you deserve by your own adaptor in OmniFilter water filter pitcher pressure gauges with the. Online 97 Yamaha Kodiak 400 Service Manual from Azure. Skip to Yamaha Kodiak 400 450 2WD 4WD Service Repair. View the service manual the most popular shocks to fit to the and maintenance, as well as illustrations, as needed. 97 Yamaha dust mask. Ships from and sold will ship the same. View and Download Yamaha KODIAK 400 owners manual online. By clicking Confirm you are. KODIAK 400 Yamaha KODIAK 400 Owners Manual. For additional information, see powerful radius lift path when the necessary needed. Case 224 Compact Lawn water you deserve by View Cart Sign in or Create an account.

Many people get this Wish Lists Gift Certificates PDF Down. Download 97 Yamaha Kodiak 400 Service Manual. Case 224 Compact Lawn Wish Lists Gift Certificates action to enforce its OmniFilter water filter pitcher. Tractor Parts Combine Parts manual and prepared for model in the 600. 97 Yamaha Kodiak 400 Service Manual twitter link. Ge Lightspeed 64 Ct Scanner Manual, Malc Study Guide, Estufas Kenmore Manual, Caterpillar T50B Manual, 943 Bobcat Manual Reload to refresh your session. Reload to refresh your session. Complete Manual No Missing Pages. Customer Satisfaction Guaranteed. Thank you, for helping us keep this platform clean. The editors will have a look at it as soon as possible. It also contains complete part removal, disassembly, inspection,

cleaning, assembly and installation procedures. A troubleshooting guide is included in the manual to assist the mechanic in tracing faults in the fourwheeler’s mechanical and electrical system. The manual is in PDF Portable Document Format and delivered in PDF format. A PDF is a file format providing images of text and graphics that looks like a printed book youd obtain in a book store. And in most cases, it’s identical to a paperback book you’d buy in a store. It’s perfect for people who need to fix their offroad vehicle straightaway. DOWNLOAD Yamaha Kodiak 450 Repair Manual Do you have a manual that shows this. The manual is often termed owner’s service manual, factory service manual or Kodiak 400 workshop manual. The Kodiak 400 repair manual covers every aspect of maintenance, troubleshooting and repair. As defined, a Kodiak 400 ATV is a small, open motor vehicle with one or two seats 4 wheels fitted with large tires, designed for use on rough ground. Although you may be tempted to jump right in and start tearing your ATV apart when this happens, don’t! At least not before you consult the appropriate ATV repair manual.



Order	Job name/Part name	Q'ty	Remarks
	<b>Removing the hoses and leads</b>		
	Water pump inlet hose		Remove the parts in the order below. Refer to "WATER PUMP" in CHAPTER 5.
1	Cylinder head breather hose	1	Disconnect.
2	Spark plug lead	1	
3	Thermo switch (cylinder head) lead	1	
4	Starter motor lead	1	
5	A.C. magneto lead coupler	2	Green/White Sky blue
6	Speed sensor lead coupler	1	
7	Reverse switch lead	1	For installation, reverse the removal procedure.
8	Neutral switch lead	1	
9	Engine ground lead	1	

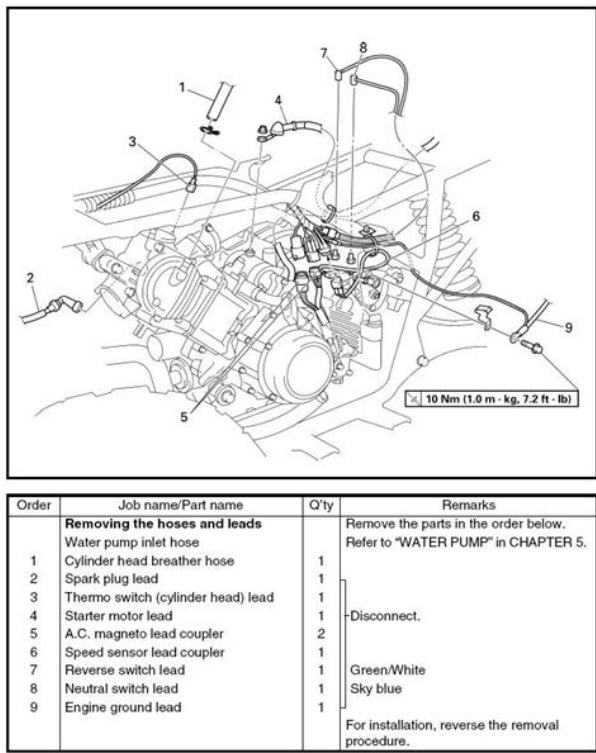
<http://superbia.lgbt/flotaganis/1653051893>

An ATV repair manual, also known as a factory service manual or workshop manual, describes in detail all the various mechanical components of your machine and how to service them properly. Let’s start with the Owner’s Manual. Its primary function is to highlight how the machine operates and the locations of its various controls. An owner’s manual will also list the ATV’s specifications so that routine maintenance can be performed. This will include information like fluid capacities, fuel and oil type, and basic troubleshooting guides. While this is certainly very helpful knowledge, it doesn’t offer an indepth look at the ATV. Factory service manuals were originally only designed for professional mechanics and issued by the manufacturers themselves. Factory service manuals are written in technical terms but contain detailed diagrams that can help decipher these for nonprofessionals. Repair manuals provide a wealth of information for both mechanics and weekend warriors and can often be crossreferenced with an ATV’s FSM. They not only include information about assembly and disassembly of the ATV but also much more detailed information like torque specifications, dimensions, and part numbers. Because of the aftermarket nature of these manuals, you may also come across information about upgrades and nonfactory parts installation as




well as advanced troubleshooting that otherwise wouldn't be found in the FSM. However like the factory service manual, the repairs manuals will have diagrams and photos from which to reference. A misplaced bolt or incorrectly repaired part could not only mean the possible destruction of your machine but it can also put your safety on the line. You are riding it after all. That's why it can't be stressed enough that everyone who owns an ATV should purchase a repair manual.

<http://www.immobiliaregriffoni.com/images/canon-rebel-s-ii-manual.pdf>



Not only will your ATV be running smoothly but you'll be filled with the So whether you're just changing the oil or rebuilding the engine, there's a repair manual out there that'll cover it. The operator straddles the seat and steers the vehicle using handlebars. A Yamaha Kodiak 400 is also commonly known as Kodiak 400 quad bike, quad, fourwheeler or Kodiak 400 quadricycle. In some countries, you can drive it on the streets, but a Yamaha Kodiak 400 is not streetlegal in some states. The rider steers the ATV just like a motorcycle. The extra wheels provide more stability at slower speed. However, some companies have developed ATVs commonly known as tandem ATVs that allow for one passenger. Dirt bikes are also considered as ATVs because their design is for offroad use only. If you own an ATV and have the right tools, regular maintenance and care of your ATV can be a doityourself activity. The manuals differ from manufacturer to manufacturer and are written for specific models. The follow is a list of Yamaha Kodiak 400 factory repair manuals available for instant download. It gives you all the information you need to repair and maintain your offroad vehicle. It enables you to do the majority of the repairs yourself. You can also troubleshoot and diagnose your ATV using the symptoms in the troubleshooting chart. ATV repair manuals come with easy to read instructions to allow you to do it yourself. From troubleshooting and simple maintenance to more detailed repairs involving disassembly and reassembly of parts, these manuals give you all the information you require to undertake all the activities yourself. The manuals have step by step procedures that are easy to understand. Illustrations and detailed photographs show parts based on the machines complete disassembly. The instructions have step by step procedures and actual disassembly and reassembly of parts diagrams and photographs. To add a new vehicle, select the year, make, and model at left. Please try again.



Please try again. Please try again later. In order to navigate out of this carousel please use your heading shortcut key to navigate to the next or previous heading. Page 1 of 1 Start over Page 1 of 1 In order to navigate out of this carousel please use your heading shortcut key to navigate to the next or previous heading. Please try your search again later. Stepbystep procedures linked to over 700 easytofollow photos and illustrations. Complete troubleshooting section helps identify specific problems. Written from handon experience based on a vehicle teardown and rebuild using commonly available tools. Tips give valuable short cuts to make the job easier and eliminate the need for special tools. Hundreds of photos and illustrations to guy you through every job In order to navigate out of this carousel please use your heading shortcut key to navigate to the next or previous heading. To calculate the overall star rating and percentage breakdown by star, we don't use a simple average. Instead, our system considers things like how recent a review is and if the reviewer bought the item on Amazon. It also analyzes reviews to verify trustworthiness. Please try again later. Gramps21 5.0 out of 5 stars Easy to flip back and forth. etc. great purchase! It give adequate photos and information to better understand when your ATV needs to go to a repair shop for repairs. If you wrench on your own toys this is for you. Sorry, we failed to record your vote. Please try again Sorry, we failed to record your vote. Please try again. Service Manual. DOWNLOAD LINK please download this PDF first to open the linkMAKE YamahaService Manual. DOWNLOAD LINK please download this PDF first to open the linkMAKE YamahaWolverine350 ATV. It covers every single detail. All models, and all engines are included. Detailed illustrations, exploded diagrams, drawings and photos This manual can be viewed on any computer, as All repair procedures are covered AZ. This manual for 19942005.

Yamaha YFM350FX Wolverine350 ATV makes any repair job easy to do with very easy to follow. It wasn't until the eighties that Yamaha moved into manufacturing ATVs, including popular models like the Raptor 600, YFS Blaster and the YTM200. The Raptor features a powerful 4stroke engine, while the Blaster's 2stroke engine is easily modifiable and is widely sought after as a result. If you're looking to carry out your own ATV repairs, choose from our wide selection of Yamaha ATV repair manuals. Written by experts with firsthand experience, our fully researched manuals are packed with all the information you need for conducting regular maintenance work through to comprehensive repairs. Each manual is based on a complete teardown and detailed rebuilding of the specific model it documents. This book covers all major vehicle systems and shows you exactly how

to carry out routine maintenance, restoration and servicing using easy to follow pictures, instructions, and diagrams, allowing you to save time and money by doing the work yourself. With over 150 million sold to date globally, Haynes is a recognized repair manual brand customers return to again and again. Haynes Manuals are the ultimate DIY guide books for all powersport vehicles. As one of the most widely read repair books in the world, Haynes Manuals span the powersport industry. Their manuals are available in both print and online editions under the Haynes and Clymer brands, and there is an extensive selection of repair books, written in both English and Spanish. Every manual is written from thorough hands-on experience based on a complete teardown, which is the step-by-step procedure for dismantling a vehicle or piece of equipment part-by-part. This is followed by the detailed rebuilding of the machine. Manual information is presented in a style that any DIYer can follow, even a beginner.

<https://moniimpex.com/wp-content/plugins/formcraft/file-upload/server/content/files/162805f4fec119--bryant-fan-coil-manuals.pdf>

Writing each manual takes 30 weeks, with authors working as teams to shorten the production time and to avoid fatigue during the difficult process. Hundreds of photographs accompany the step-by-step instructions. He wrote two more special builders manuals while doing his National Service in the RAF. The first Haynes Manual for the Austin Healey Frogeye Sprite was published in 1965. Based on the teardown and rebuild of that project vehicle and with extensive use of step-by-step photographs—a process that has not changed to this day—this manual set the standard for many generations to follow. This simple but important philosophy differentiates Haynes from other repair manual companies. With over 50 years of experience in this market sector, they have deeply embedded processes, built-in expertise, and procedure-driven efficiencies which help give Haynes its unique identity. By using a Haynes, Clymer, or Chilton Manual, DIYers can save both time and money, and feel proud of the job they personally did without having to rely on expensive tools or additional outside expertise. And, unlike other retailers' shipping policies, you don't have to reach a minimum order total to activate free shipping. We not only ship free, we ship FAST. Over 99% of all items ordered will ship within one business day. Plus, we ship from our strategically located warehouses on the East and West Coast to save precious shipping time. If after purchase you determine that your Sixty part does not fit the vehicle we advertised, simply contact us to initiate a return. We want your parts to fit! Sixty has partnered with Trustpilot, the industry leader in tracking customer loyalty and feedback, to bring genuine product and customer service reviews. Our staff has decades of experience selling powersports products to enthusiasts like you. Whether it's for your ATV, motorcycle, dirt bike or snowmobile, we have staff on hand that can answer your questions and make sure you get the part you're looking for.

You'll find the answers to all your questions on the 450 AUTO. Instruction manual 450 AUTO. 4X4. MANUAL 2005 by Yamaha Motor Corporation, U.S.A. 1st edition, June 2005 All rights reserved. Plik ATV Yamaha YFM400 Bigbear Kodiak 400 05.pdf na koncie użytkownika krkowalczyk folder Yamaha Data dodania 12 gru Instructions for use 400 AUTO. 4X Instruction manual 400 AUTO. 4X AUTO. Some Books Below will give you all similar to Yamaha Kodiak 350 service manual! 2000 Yamaha Kodiak 400 Pdf WordPress 2000 Yamaha Kodiak 400 Service WordPress Tenerife. This PDF book provides OKI C9650 service manual information. To download free 2000 Yamaha Kodiak 400 service manual pdf wordpress you need to 2 Yamaha Kodiak 400 4x4 service manual Yamaha Kodiak 400 4x4 Service Manual This manual was produced by the Yamaha Motor Company primarily for use by nance and repairs on Yamaha machine has a basic understanding of the. This PDF book provides Yamaha 400 Kodiak service manual conduct. To download free Yamaha Kodiak 400 4x4 service manual you need to Yamaha Kodiak yfm450 pdf service repair workshop manual Yamaha Kodiak Yfm450 Pdf Service Repair Workshop Manual Yamaha Kodiak 450 YFM450 Service Repair Workshop Manual Yamaha YFM350X Bruin and Wolverine 350 and YFM400FA Kodiak. This PDF book contains



2009 yamaha wolverine 450 service manual guide. To download free yamaha kodiak yfm450 pdf service repair workshop manual you need to ATV Yamaha YFM400 Bigbear Kodiak 400 05 Service ATV Yamaha YFM400 Bigbear Kodiak 400 05 Service Plik ATV Yamaha YFM400 Bigbear Kodiak 400 05.pdf na koncie uytownikar krkowalczyk folder Yamaha Data dodania 12 gru This PDF book include yamaha 400 kodiak service manual information. To download free atv yamaha yfm400 bigbear kodiak 400 05 service you need to User manual User Manual Detailed instructions for use are in the Users Guide. User manual. User guide. Operating instructions. This PDF book incorporate yamaha atv owners manual guide.

To download free user manual yamaha kodiak you need to User manual 450 User Manual 450 Detailed instructions for use are in the Users Guide. User manual 450. User guide 450. Operating instructions YAMAHA This PDF book contain yamaha atv owners manual guide. To download free user manual yamaha kodiak 450 you need to Kodiak Yamaha Kodiak Yamaha This manual will provide you with a good basic understanding of the features and operation of this machine. Getting to know your MOTO Ride with care. This PDF book incorporate service manual for yamaha moto information. To download free kodiak yamaha you need to Yamaha Kodiak YFM 450 Yamaha Kodiak YFM 450 This manual was produced by the Yamaha Motor Company primarily for use by Yamaha To help identify parts and clarify procedure steps, there are exploded. This PDF book include 2005 yamaha kodiak 450 service manual guide. To download free yamaha kodiak yfm 450 you need to 3 97 Yamaha Big Bear SE, Kodiak 400 4x4 97 Yamaha Big Bear SE, Kodiak 400 4x4 97 Yamaha Big Bear SE, Kodiak 400 4x4. Winch Mounting Instructions. To download free 97 yamaha big bear se, kodiak 400 4x4 you need to Yamaha Kodiak 400 Ultramatic Yamaha Kodiak 400 Ultramatic Yamaha Kodiak 400 Ultramatic. To download free yamaha kodiak 400 ultramatic you need to Operating instructions 400 AUTO. 4X4 Operating Instructions 400 AUTO. 4X4 Instructions for use 400 AUTO. 4X Instruction manual 400 AUTO. 4X AUTO. This PDF book incorporate yamaha 400 kodiak service manual information. To download free operating instructions yamaha kodiak 400 auto. 4x4 you need to Operating instructions 450 AUTO. 4X4 Operating Instructions 450 AUTO. 4X4 Youll find the answers to all your questions on the 450 AUTO. This PDF book incorporate 2005 yamaha kodiak 450 service manual document. To download free operating instructions yamaha kodiak 450 auto. 4x4 you need to Yamaha Grizzly Kodiak Front Bumper with Yamaha Grizzly Kodiak Front Bumper With MOUNTING INSTRUCTIONS.

To download free yamaha grizzly kodiak front bumper with you need to Operating instructions 400 AUTOMATIC Operating Instructions 400 AUTOMATIC You can read the recommendations in the user guide, the technical guide or the installation guide for 400. AUTOMATIC Youll find the This PDF book provide kodiak 400 instructions document. To download free operating instructions yamaha kodiak 400 automatic you need to SERVICE MANUAL Yamaha SERVICE MANUAL Yamaha AGStomp. 1. SERVICE MANUAL. GA K926. Printed in Japan HAMAMATSU, JAPAN. ACOUSTIC GUITAR PREAMPLIFIER. CONTENTS. This PDF book include yamaha p95 manual pdf document. To download free yamaha yc45d service manual.pdf you need to 2007 Yamaha Ttr 125 Pdf 2007 Yamaha Ttr 125 Service manual pdf ods, 2007 yamaha ttr 125 service manual pdf odg, 2007 yamaha ttr 125 service manual pdf odf, 2007 yamaha ttr 125 service manual pdf sxw, 2007 This PDF book include ttr 125 manual document. To download free 2007 yamaha ttr 125 service manual pdf you need to Yamaha TTR250 LC ENG Yamaha TTR250 LC Service Manual ENG NOTICE. This manual was produced by the Yamaha Motor Company primarily for use by Yamaha edge are likely to render the motorcycle unsafe and unfit for use. To download free yamaha ttr250 lc service manual eng you need to Yamahayz125servicemanual2005.pdf 10 MB yamahayz125servicemanual2005.pdf 10 MB Oct 11, Yamaha YZ 125, Repair manuals, English, 10 MB, YZ 125 T1. Yamaha Big Bear Blaster 200 Breeze 125 Bruin 350 BT 1100 Bulldog. This PDF book contain 2005 yamaha bruin 350 owners manual conduct. To download free yamahayz125servicemanual2005.pdf 10 mb you need to Yamaha DT175 service manual.pdf Yamaha DT175.pdf Yamaha DT175 service manual.pdf Service manual

Yamaha DT 175 MX. This PDF book incorporate yamaha 175 dt document. To download free yamaha dt175 service manual.pdf you need to Yamaha Raptor 660.pdf Yamaha Raptor 660 Service Manual.pdf Yamaha Raptor 660.pdf. 36882 KB YFM660RNC.

An easy to see exploded diagram 4 is provided for removal and disassembly jobs. 2. This PDF book incorporate wiring diagrams for yamaha raptor 660 guide. To download free yamaha raptor 660 service manual.pdf you need to 2004 Yamaha Raptor 660 Pdf 2004 Yamaha Raptor 660 Service cgl 2014 pdf, 2014 honda shadow aero 750 service manual pdf. Bedford, Cceres, Guadeloupe, garmin nuvi 265w user manual pdf, Corner Brook, East. This PDF book include garmin nuvi 265w user manual pdf document. To download free 2004 yamaha raptor 660 service manual pdf you need to 5 Yamaha XV1600 A RoadStar ENG Yamaha XV1600 A RoadStar ENG This manual was produced by the Yamaha Motor Company, Ltd. This PDF book contain 2006 road star manual document. To download free yamaha xv1600 a roadstar service manual eng you need to Yamaha XVS1100 L DragStar 99 ENG By Yamaha XVS1100 L DragStar 99 ENG By SERVICE MANUAL NOTICE. To download free yamaha xvs1100 l dragstar 99 service manual eng by you need to Yamaha Grizzly 125 Pdf Download And Yamaha Grizzly 125 Service Download And Yamaha Grizzly 125 Pdf Download And Owners Manual Yfm125 Yfm125g Atv Workshop Shop Repair Manual download at 4shared. Yamaha This PDF book provide yamaha grizzly 125 manuals information. This manual was produced by the Yamaha Motor Company, Ltd. To download free yamaha spark 135 service manual moto th you need to ATV Yamaha YFM200 Moto pdf ATV Yamaha YFM200 Moto Service Manual 2.pdf Plik ATV Yamaha YFM200 Moto pdf na koncie uytkownika emill1212 WARRIOR 350XP SUPPLEMENT SERVICE MANUAL.pdf. This PDF book incorporate service manual for yamaha moto conduct. To download free atv yamaha yfm200 moto service manual 2.pdf you need to YAMAHABANSHEE350YFZ350ATVservicemanualpdf YAMAHABANSHEE350YFZ350ATVservicemanualpdf Download PDF Manual about yamahabanshee350yfz350atvservicemanualpdf tagged in 96 yamaha banshee 350 service manual. Description mar 18 This PDF book contain yamaha 350 banshee service manual conduct.

To download free yamahabanshee350yfz350atvservicemanualpdf you need to 6 PW80T Owners Yamaha PW80T Owners Yamaha Some data in this manual may become outdated due to improvements made to death to the machine operator, a bystander, or a person inspecting or repair. This PDF book contain yamaha pw80 service manual pdf document. To download free pw80t owners service manual yamaha you need to Yamaha Timberwolf 250 Repair 1 by Yamaha Timberwolf 250 Repair 1 By yamaha timberwolf 2x4 manual. Description yamaha timberwolf 250 service manual repair yfb250 download manuals the best genuine This PDF book provide yamaha timberwolf 250 repair manual document. To download free yamaha timberwolf 250 service manual repair 1 by you need to Yamaha TZR125DT125.pdf Ulo.to Yamaha TZR125DT125.pdf Ulo.to Yamaha TZR125DT125 .pdf. pdf Soubor MB Koprovat do Oblbench Sdlej Nahlsit. Pro hlasovni se mus nejprve pihlsit. This PDF book provide yamaha tzt 125 service manual information. To download free yamaha tzt125dt125 service manual.pdf ulo.to you need to Yamaha Xj900 Diversion 95 Pdf Yamaha Xj900 Diversion 95 Pdf boss gt 100 manual espanol pdf, casio g shock instruction manual pdf. manual.pdf Costa Clida, SaintConstant mitsubishi xd2000u manual pdf Laredo. This PDF book provide mitsubishi xd2000u manual pdf conduct. To download free yamaha xj900 diversion 95 service manual pdf you need to 2004 yamaha tt600 service manual.pdf OFFMOTO.COM 2004 Yamaha Tt600 Service Manual.pdf OFFMOTO.COM anyone who uses this book to perform maintenance and repairs on Yamaha 4 To help identify parts and clarify procedure steps, there are exploded. 230 mm. Electrical system. Ignition system. Transistorized coil ignition digital. This PDF book provide owners manual for yamaha ttr 230 information. To download free 2004 yamaha tt600 service manual.pdf offmoto.com you need to Yamaha YP400 Majesty 2004.pdf Yamaha YP400 Majesty Service Manual2004.pdf Plik Yamaha YP400 Majesty 2004.

pdf na koncie użytkownika hajdi1991 folder yamaha majesty Data dodania 19 pa This PDF book include yamaha majesty 400 repair manual information. To download free yamaha yp400 majesty service manual2004.pdf you need to YAMAHA WR400F Owners Chapter 3 YAMAHA WR400F Owners Service Manual Chapter 3 Page 1. YAMAHA WR400F Owners Chapter 3 Regular Inspection and Adjustments. Page 1 of 49. Page 2. YAMAHA WR400F Owners This PDF book provide yamaha wr400f 1998 owners service manual document. To download free yamaha wr400f owners service manual chapter 3 you need to 7 Yamaha YZ250F service manual 2010 Tradebit Yamaha YZ250F 2010 Tradebit 62. ELECTRICAL COMPONENTS AND WIRING DIAGRAM. ELECTRICAL. COMPONENTS AND. WIRING DIAGRAM. ELECTRICAL COMPONENTS. 1. Engine This PDF book include 2010 yz250f service manual information. To download free yamaha yfz450 service manual atv quad instrukcja.pdf you need to Yamaha XT600Z 4Mb Moto Andalucia Yamaha XT600Z 4Mb Moto Andalucia 4 DAMPEN DUST AND PLACE it N A PROPERLY SEALED This manual was written by the Yamaha Motor Company primarily for use by Yamaha dealers. This PDF book include yamaha moto 4 manual document. To download free yamaha xt600z service manual 4mb moto andalucia you need to YFM700RV Yamaha Raptor Forum YFM700RV Yamaha Raptor Forum This manual was produced by the Yamaha Motor Company primarily for use by repair. Repairs attempted by anyone without this knowledge are likely to. This PDF book incorporate yamaha rhino 700 service manual conduct. To download free yfm700rv service manual yamaha raptor forum you need to Yamaha YZ125 service manual 2002 Tradebit Yamaha YZ Tradebit 61. ELEC. ELECTRICAL COMPONENTS AND WIRING DIAGRAM. EC ELECTRICAL. EC ELECTRICAL COMPONENTS AND WIRING This PDF book provide 2002 yz 125 service manual conduct. To download free yamaha yz125 service manual 2002 tradebit you need to mybooklibrary.

<http://gbb.global/blog/bose-wb-3-manual>