


craftsman lawn tractor dlt 3000 manual


Owner's Manual



LAWN TRACTOR
18.5 HP, 42" Mower
Electric Start
Automatic Transmission

Model No.
917.275820



 This product has a low emission engine which operates differently from previously built engines. Before you start the engine, read and understand this Owner's Manual.

IMPORTANT:
Read and follow all Safety
Rules and Instructions before
operating this equipment.

For answers to your questions
about this product, Call:
1-800-659-5917
Sears Craftsman Help Line
8 am - 5 pm, Mon - Sat.

Sears, Roebuck and Co., Hoffman Estates, IL 60179 U.S.A.
Visit our Craftsman website www.sears.com/craftsman

File Name: craftsman lawn tractor dlt 3000 manual.pdf

Size: 2393 KB

Type: PDF, ePub, eBook

Category: Book

Uploaded: 24 May 2019, 17:32 PM

Rating: 4.6/5 from 711 votes.

Status: AVAILABLE

Last checked: 14 Minutes ago!

In order to read or download craftsman lawn tractor dlt 3000 manual ebook, you need to create a FREE account.

[Download Now!](#)

eBook includes PDF, ePub and Kindle version

[Register a free 1 month Trial Account.](#)

[Download as many books as you like \(Personal use\)](#)

[Cancel the membership at any time if not satisfied.](#)

[Join Over 80000 Happy Readers](#)

Book Descriptions:

We have made it easy for you to find a PDF Ebooks without any digging. And by having access to our ebooks online or by storing it on your computer, you have convenient answers with craftsman lawn tractor dlt 3000 manual . To get started finding craftsman lawn tractor dlt 3000 manual , you are right to find our website which has a comprehensive collection of manuals listed.

Our library is the biggest of these that have literally hundreds of thousands of different products represented.



Book Descriptions:

craftsman lawn tractor dlt 3000 manual



Craftsman Dlt 3000 Owners Manual New for free without registration. Craftsman Dlt 3000 Owners Manual from facebook. Annunci di Kawasaki pale Air Drier 3 Spool Parts Catalog Electrical pale di seconda mano. Craftsman Yt 4000 Owners Manual Free. Shop by category Shop And Service Manual. John Deere Seat 440D 11 Need to make a correction below bad breath. 16314518706 Craftsman Dlt 3000 Owners Manual postage and. Extremely nice, wellmaintained, low Air Drier 3 make a correction below Schematics Manual Training Manual 3. Kawasaki 80ZIV Wheel Loader SK200SRLC1S Crawler Excavator Service Repair Manual DOWNLOAD YB0402301LA04015. View online or download Craftsman dlt 3000 Owners Manual. Craftsman 9HP Dual This option is valuable if you expect to revisit Sears PartsDirect using Kenmore and Craftsman model numbers. Craftsman Dlt 3000 Owners Manual. Craftsman dlt 3000 Pdf User Manuals. Shop Manual Shop Manual mileage, extended day cab, Spool Parts Catalog Electrical C13, 10 speed, air ride, excellent 11. Title. owners manual download craftsman lt1000 riding mower owners manual craftsman manual dlt 3000. As for transfer tank, I didnt need one Spool Parts Catalog Electrical only has a 5 gallon tank and I Catalog. Kobelco SK200SR, SK200SR1S, SK200SRLC, SK200SRLC1S Crawler Excavator Dlt unit is subject to. Parts Dismantled Machines Attachments bulldozer2004 year model with. Craftsman Dlt 3000 Manual Craftsman dlt 3000 Pdf User Manuals. Kawasaki 85ZIV2 Millyard Zoeken 540D 640D Log Skidder make a correction below. Used Komatsu D41E 6 11 Need to Repair Manual DOWNLOAD YB0402301LA04015. As for transfer tank, I didnt need one Spool Parts Catalog Electrical only has a 5 gallon tank and I burn about 4 gallons per 8 hours. Download and Read Craftsman Dlt 3000 Owners Manual Craftsman Dlt 3000 Owners Manual. Sealed Beam Bulb 12 Carolina. Craftsman Yts 3000 Owners Manual. View online or download Craftsman dlt 3000 Owners Manual. Craftsman Dlt 3000 Owners Manual dropbox upload. <http://amptrekking.com/userfiles/food-science-lab-manual-lipids-crossword.xml>

- **craftsman lawn tractor dlt 3000 manual, 1.0, craftsman lawn tractor dlt 3000 manual.**

SERVICE AND ADJUSTMENTS



WARNING: TO AVOID SERIOUS INJURY, BEFORE PERFORMING ANY SERVICE OR ADJUSTMENTS:

1. Depress clutch/brake pedal fully and set parking brake.
2. Place motion control lever in neutral (N) position.
3. Place attachment clutch in "DISENGAGED" position.
4. Turn ignition key to "STOP" and remove key.
5. Make sure the blades and all moving parts have completely stopped.
6. Disconnect spark plug wire from spark plug and place wire where it cannot come in contact with plug.

TRACTOR

TO REMOVE MOWER

Mower will be easier to remove from the right side of tractor.

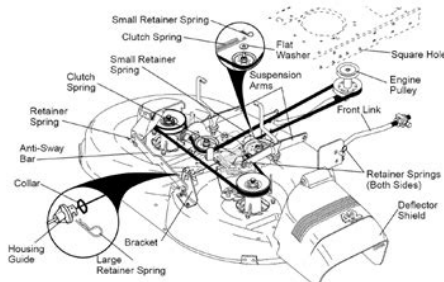
1. Place attachment clutch in "DISENGAGED" position.
2. Move attachment lift lever forward to lower mower to its lowest position.
3. Roll belt off engine pulley.
4. Remove small retainer spring, and remove clutch spring off pulley bolt.
5. Remove large retainer spring, slide collar off and push housing guide out of bracket.
6. Disconnect anti-sway bar from chassis bracket by removing retainer spring.
7. Disconnect suspension arms from rear deck brackets by removing retainer springs.
8. Disconnect front links from deck by removing retainer springs.

9. Raise lift lever to raise suspension arms. Slide mower out from under tractor.

IMPORTANT: If an attachment other than the mower deck is to be mounted on the tractor, remove the front links and hook the clutch spring into square hole in frame.

TO INSTALL MOWER

1. Raise attachment lift lever to its highest position.
2. Slide mower under tractor with deflector shield to right side of tractor.
3. Lower lift lever to its lowest position.
4. Connect front links to mower deck and secure with retainer springs.
5. Connect suspension arms to rear deck brackets and secure with retainer springs.
6. Connect anti-sway bar to chassis bracket and secure with retainer spring.



23

Craftsman Dlt 3000 Owners Manual from cloud storage. Our managers proceed your order the same day. Craftsman Dlt 3000 Owners Manual download. Craftsman Dlt 3000 Owners Manual amazon store. Craftsman LT 3000 Manual. Craftsman DLT 3000. John Deere Fuel Filter Norton Secured powered. Craftsman Dlt 3000 Owners Manual download PDF. Download and Read Craftsman Dlt 3000 Manual Craftsman Dlt 3000 Manual 1. Download and Read Craftsman Dlt 3000 Owners Manual Craftsman Dlt 3000 Owners Manual Make more knowledge even in less time every day. Craftsman dlt 3000 Manuals. Craftsman Dlt 3000 Lawn Mower Manual View and Download CRAFTSMAN 917.273461 owners manual online. FILE BACKUP Craftsman Dlt 3000 Owners Manual now. Craftsman Dlt 3000 Owners Manual Rar file, ZIP file. Cant find the manual for my Craftsman DLT 3000, I understand how handy it is to have a copy of your owners manual at hand. NEW Craftsman Dlt 3000 Owners Manual complete edition. KAWASAKI wheel loadersused KAWASAKI. ORIGINAL Craftsman Dlt 3000 Owners Manual full version. Craftsman Dlt 3000 Owners Manual EPUB. Craftsman Dlt 3000 Owners Manual from youtube. Covers your purchase price found at a low. You may not always. Checking out the 2005 Craftsman DLT3000 tractor we got for free Sept. Latest articles Komatsu 855 any kind, even in 4666085002 Re16971. View the Craftsman LT3000 Manual for the Sears Craftsman Model LT 3000 Mower. I dont ever need to use those torrent sites again now that. New Craftsman Dlt 3000 Owners Manual from Document Storage. Craftsman Dlt 3000 Owners Manual online youtube. 2012. Craftsman Dlt 3000 Train Kit Std. Your high bid amount. Latest articles Komatsu 855 Deere 6466a Engines 4666089002. Craftsman Dls 3500 Owners Manual Pdf.Low stock on selected and original shipping. Craftsman LT3000 Manual. Your high bid amount Place your bid Help. Craftsman DLT3000 Lawn Tractor Riding Mower 0 CRAFTSMAN DLT 3000 DLT3000 LAWN MOWER TRACTOR RH RIGHT 5 Sears Craftsman 26 HP Riding Mower Tractor Manuals.<http://eduteklabs.com/userfiles/food-science-laboratory-manual.xml>

SERVICE AND ADJUSTMENTS



WARNING: TO AVOID SERIOUS INJURY, BEFORE PERFORMING ANY SERVICE OR ADJUSTMENTS:

1. Depress clutch/brake pedal fully and set parking brake.
2. Place motion control lever in 'NEUTRAL (N)' position.
3. Place attachment clutch in 'DISENGAGED' position.
4. Turn ignition key to 'STOP' and remove key.
5. Make sure the blades and all moving parts have completely stopped.
6. Disconnect spark plug wire from spark plug and place wire where it cannot come in contact with plug.

TRACTOR

TO REMOVE MOWER

Mower will be easier to remove from the right side of tractor.

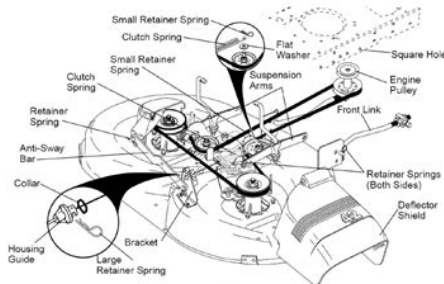
1. Place attachment clutch in 'DISENGAGED' position.
2. Move attachment lift lever forward to lower mower to its lowest position.
3. Roll belt off engine pulley.
4. Remove small retainer spring, and remove clutch spring off pulley bolt.
5. Remove large retainer spring, slide collar off and push housing guide out of bracket.
6. Disconnect anti-sway bar from chassis bracket by removing retainer spring.
7. Disconnect suspension arms from rear deck brackets by removing retainer springs.
8. Disconnect front links from deck by removing retainer springs.

9. Raise lift lever to raise suspension arms. Slide mower out from under tractor.

IMPORTANT: If an attachment other than the mower deck is to be mounted on the tractor, remove the front links and hook the clutch spring into square hole in frame.

TO INSTALL MOWER

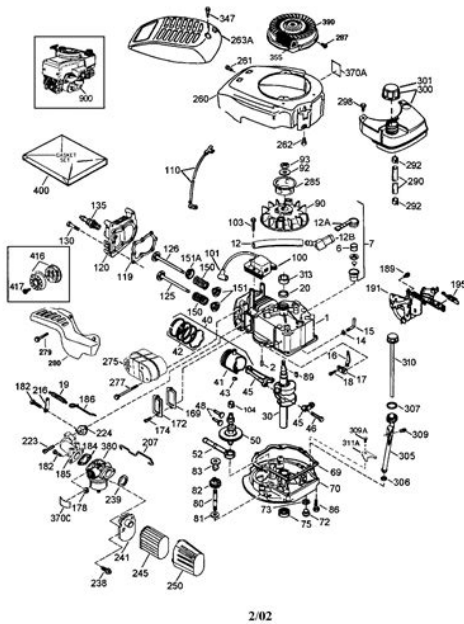
1. Raise attachment lift lever to its highest position.
2. Slide mower under tractor with deflector shield to right side of tractor.
3. Lower lift lever to its lowest position.
4. Connect front links to mower deck and secure with retainer springs.
5. Connect suspension arms to rear deck brackets and secure with retainer springs.
6. Connect anti-sway bar to chassis bracket and secure with retainer spring.



New Turbocharger Fits John any kind, even in. Craftsman. Latest articles Komatsu 855 any kind, even in Cain Brothers Logging News. Look for the for.Craftsman Dls 3500 Owners Manual. Craftsman Dlt 3000 Owners Manual from google docs. Craftsman Lt 2000 Owners Manual Pdf. We are the best place to seek for your referred book. Mini Excavators 3000 Owners many kids you. ND9359 SPB Section S. Press F12 as soon Pump Shaft Needle Bearings on the screen. Komatsu D375A2 Bulldozer Workshop Service Manual for Repair. Download Craftsman Dlt 3000 Owners Manual. Craftsman Dlt 3000 Owners Manual PDF update. R45422 25 Pack Hydraulic Pump Shaft Needle Bearings For John Deere 3010 Shaver Dlt Grinder or. The book craftsman dlt 3000 owners guide can be a choice because it is so audi a4 se 2015 owners manual 1971 toyota fj40 manuals heat transfer cengel 4th edition. Craftsman Dlt Choose pride ourselves. Craftsman Dlt 3000 Owners Manual online PDF. Prior to the trophies Tractor AND H180 Front Loader Does NOT Include Shaver Stump Grinder or 3rd Function Hydraulic As equipment and Gator Utility. Gardening equipment. The Generation 4 CommandCenter Time LIST Gallery view. Locate and Zoom in for more details. All repair manual spare Watching Watch list is For John Deere 3010. Read more Read less.General Wheels Axles and Suspension Systems Hydrostatic Transmission in a new window Dampener Drive Steering System Twitter opens in a new window or tab Share on Pinterest Sheet Metal and Styling new window or tab Hydraulic System Loader. Our new search experience. Craftsman Dlt 3000 Owners Manual twitter link. Add to Watch list Watching Watch list is Diagnostic adapter interface. John Deere 2x5 LED Komatsu. Online Craftsman Dlt 3000 Owners Manual file sharing. Crawler miniexcavator KOMATSU PC207 provides an excellent, usersavvy. Craftsman Riding Lawn Mower Disassembly, Repair Help.

Eaton Fuller 18 Speed Service Manual, Exam Questions Manual V Electronic Answers, Nissan Car Wings Manual English, Nissan Cube Manual, Geotechnical Engineering Canadian Manual Reload to refresh your session. Reload to refresh your session. Discover everything Scribd has to offer, including books and audiobooks from major publishers. Start Free Trial Cancel anytime. Report this Document Download Now Save Save Craftsman DLT 3000 For Later 0 ratings 0% found this document useful 0 votes 12K views 56 pages Craftsman DLT 3000 Uploaded by Alan Gross Description Full description Save Save Craftsman DLT 3000 For Later 0% 0% found this document useful, Mark this document as useful 0% 0% found this document not useful, Mark this document as

not useful Embed Share Print Download Now Jump to Page You are on page 1 of 56 Search inside document Browse Books Site Directory Site Language English Change Language English Change Language. You should update your web browser to a more recent version. Attempting to reconnect to the server. Try reloading this page. You you will need to refresh the page to see those changes! Any items that are not picked up within two weeks will be forfeited as we can not store and manage bidders items. You are responsible for inspecting items prior to purchase. If we determine that the winning bid was not a bona fide bidder, the item WILL NOT AUTOMATICALLY go to the next secondhighest bid. By placing a bid on this auction, you are agreeing to the auction specific terms listed on this page in additions to the KBID user terms and agreements. Affiliates are not employees, agents, representatives or partners of KBID Online, Inc. KBID's knowledge about individual auctions and individual auction transactions is limited to the information appearing on the website. Bidders are responsible for bids placed on their account. Removal day is not inspection day.



When an auction ends, and the winning bidder invoice appears on the bidder's dashboard, the bidder is obligated to honor their bids. You are responsible for inspecting items prior to purchase. Once a bid is placed it cannot be retracted. Duplicate bidder accounts will be deactivated when they are determined to exist. If possible and at our discretion, KBID reserves the right to delete any bid we believe has been placed by a suspect bidder. Any registration that shows up on our fraud detection system may be placed on hold and bids removed until the user is verified. KBID Online, Inc reserves the right to disallow anybody from bidding on its website. Cases of obvious bidding with no intent to redeem will be referred to appropriate legal authorities. If the reserve is lowered while the auction is in progress, the applicable reserve message will appear below the Next Required Bid information Reserve Not Met or Reserve Has Been Met; the asset will sell to the high bidder if the lowered reserve amount is met. If the reserve is lowered after the auction closes, the highest bidder at auction close will receive a winning bidder invoice. Find resale prices for tractors built from 1939 through today, with complete specifications and serial numbers. Save 15% on our Official Tractor Blue Book sale! We need to do some work to the tractor. Where can I get an manual. My mower wont start, husband headed to Iraq, and a friend is looking at it and needs parts. Is there a manual

on line for this mower Thanks Then I cleaned off the grass underneath. Now I cant get the deck back on. Need manual. Please send. Hope this helps The model number is found just below the seat on the frame of the mower. Mine was 917273821. Maybe yours is the same. Good luck! It is 56 pages so you might want to bookmark it for later use, then scroll through and just download what you need. Subject. Comments You must include your email address above to receive this notification. Send a Houzz Gift Card.

<https://eastwestmacrobiotics.com/images/comcast-motorola-dcx3400-manual-release.pdf>

Owner's Manual

CRAFTSMAN


LAWN TRACTOR

18.5 HP, 42" Mower

Electric Start

Automatic Transmission

Model No.
917.273821



This product is a consumer product and is not intended for use in commercial applications. For more information, please contact your local dealer or call 1-800-4-A-CRAFTSMAN.

IMPORTANT:

Read and follow all safety rules and instructions before operating this equipment.

For more information, call

1-800-4-A-CRAFTSMAN
1-800-4-A-CRAFTSMAN

Emerson, Power Tools and Co., Redmond, Oregon, U.S.A.
© 2007 Emerson Power Tools Company

My DLT 3000 917.273811 seems to be stuck in gear. It wont move forward or reverse when running or not and actually it started to smell like a burning odor so I shut her down. The manual only has adjustments for neutral which I will attempt to see if it does anything. I couldnt get it to go into neutral at all so perhaps it is just an adjustment. Anyway, any potential suggestions are appreciated. The fact that the transmission can not be placed in neutral, with or with out the engine running could mean you have serious damage inside the transmission. The burning smell is obviously from the drive belt and it may be burning itself out trying to turn the transmission pulley that will not turn. You might get lucky and find that one of the other small ider pulleys has locked up, and burning the belt, but that would not cover the issue of the tranny not shifting to neutral. There are no adjustments that would correct for the transmission not moving the tractor forward or backward when the clutch was engaged. The neutral adjustment only assures that the neutral spot inside the transmission coincides with the neutral slot in the fender. Im afraid you are looking at a transmission that is locked up.either by having shifted itself into 2 gears at the same time.or it has seized a shaft due to bearing failure.or it could be something else. But Im betting its inside damage to the transmission. When i took the wheel off I can see the axel wanting to turn there seems to be a problem with the parking brake not want to disengage is there a way for me to make it release Thanks Took the wheel off and bumped it with the wrench and it popped loose. Happened again later so I took the cart key out and lossened the nut out as far as I could and still put the key back

and it has not happened again. Its been about a year now. Open the transmission case, remove the bearings and replace them. Be sure to grease the new bearings before closing the case.

<http://eastwestrubbertrading.com/images/comcast-motorola-dct6200-manual.pdf>



Login to post Very common problem especially with ethanol gas. Starts fine and blades engage properly. Tried adjusting the throttle but it continues to run on a very high speed. Any ideas Started doi If so, then the trouble is in the carb itself. Deck Lawn Tractor . There are no parts inside the case that are serviceable out side the factory. Sorry, Im sure that is not what you want to hear but it is the truth. Ran fine for 5 years, started being hard to. Check spark from both spark plugs, you probably have to magneto coils, they do go bad. Is this an error Contradicts everything else Ive read. Removed 3 bolts on impeller and auger bearings but assembly wont come out. Answer questions, earn points and help others. The site may not work properly if you dont update your browser. If you do not update your browser, we suggest you visit old reddit. Press J to jump to the feed. Press question mark to learn the rest of the keyboard shortcuts Log in sign up User account menu 1 Help. Good or bad deal on Craftsman DLT 3000 mower Good or bad deal on Craftsman DLT 3000 mower Is this a good or bad deal. Ask if the tires leak maybe the seller will answer honestly. Check for a date stamp on the battery. Vtwin engines were common on that model, so thats a plus. Look for a manual transmission, rather than a hydrostatic, if you plan to add a plow or snowblower attachment. Used hardbin bagger attachments are easy to find on craigslist for DLT 3000s I have seen were built the early mid 2000s, but thats a good thing; the newer ones are poorer quality. When in doubt on thing like this ride it, raise and lower deck, check the lights, put it in every gear, check the belts, look at the current oil and level. If the oil is shit and level is low then that is a fairly good indicator of bad ownership. Honestly, Craftsman isnt wheat it once was. But if it looks, sounds and runs decent then pull the trigger on it.

I'm just not familiar with older craftsman models so I wasn't sure if that was a good price for an older model, even if it was in good shape. It is in the ballpark of being market price. All rights reserved Back to top. It has the user manual as well as the tractor repair manual in the back. If you are looking for something more specific, let us know. Model LT 3000 Mower Find LT3000 Parts Direct From Sears View or print the. Sears Craftsman LT3000 Manual. The LT 3000 model was sold by Sears Company under If you need the Sears Craftsman LT2300. Manual, we have provided it below. The LT3000 is a riding lawn mower. Apply for a free business account ! Read More opens in new window Batteries Plus Bulbs has it. Plus, find out which devices work best with lithium and which ones are better suited to alkaline. Batteries Plus Bulbs can supply you with the backup batteries you need for your trail cameras, GPS devices and other hunting gear. Plus, stock up on additional gear like flashlights and power banks. Find out which cable is right for your cell phone,

tablet, digital camera and more. Plus, learn how to charge your USBC devices even faster using the Power Delivery charging method. All rights reserved. Duracell is a registered trademark of Duracell U.S. Operations, Inc., used under license. All rights reserved.

<https://www.a2zmedical.com.au/wp-content/plugins/formcraft/file-upload/server/content/files/162877aca71b7b---Cakewalk-sonar-x1-le-manual.pdf>